

Technical sheet

MLT 1040-145 PS L

Telehandlers



Capacities	metric	imperial
Max. capacity	4000 kg	9000 lbs
Max. lifting height	9.60 m	31 ft 6 in
Max. outreach	6.55 m	21 ft 6 in
Reach at max. height	1.50 m	4 ft 11 in
Weight and dimensions		
Unladen weight (with forks)	9175 kg	20227 lbs
m4 - Ground clearance	0.42 m	17 in
l2 - Overall length to carriage	5.17 m	16 ft 9 in
y - Wheelbase	2.88 m	9 ft 5 in
b4 - Overall width of cab	1 m	3 ft 3 in
b1 - Overall width	2.39 m	7 ft 10 in
h17 - Overall height	2.38 m	7 ft 8 in
a4 - Crowd angle	12 °	12 °
a5 - Dump angle	135 °	135 °
Wa1 - External turning radius (over tyres)	3.74 m	12 ft 3 in
Standard tyres	460/70 R24 159A8 XMCL - Michelin	460/70 R24 159A8 XMCL - Michelin
Performances		
Lifting	8.34 s	8.34 s
Lowering	5.36 s	5.36 s
Extension	11.30 s	11.30 s
Retraction	9 s	9 s
Crowd	3.80 s	3.80 s
Dump	2.60 s	2.60 s
Engine		
Brand	John Deere	John Deere
Environmental norm	Stage IV / Tier 4 Final	Stage IV / Tier 4 Final
Model	PWL 4045	PWL 4045
Number of cylinders - Cubic capacity	4 - 4500 cm ³	4 - 275 in ³
Power	141 hp / 104 kW	141 hp / 104 kW
Max. torque	540 Nm at 1600 rpm	399 ft.lbs at 1600 rpm
Laden drawbar pull	9300 daN	-
Reversible fan	Standard	Standard
Cooling system	4 radiators (water + intercooler + hydraulic oil + transmission oil)	4 radiators (water + intercooler + hydraulic oil + transmission oil)
Transmission		
Type	Torque Converter with M-Shift gearbox	Torque Converter with M-Shift gearbox
Number of gears (forward/reverse)	5/3	5/3
Max. travel speed (may vary according to applicable regulations)	40 km/h	25 mph
Differential lock	Limited slip differential on front and rear axles	Limited slip differential on front and rear axles
Parking brake	Automatic negative handbrake	Automatic negative handbrake
Service brake	Hydraulic oil immersed multi-disc braking on front & rear axles	Hydraulic oil immersed multi-disc braking on front & rear axles
Hydraulics		
Hydraulic pump type	Load sensing pump	Load sensing pump
Hydraulic flow - Pressure	200 l/min - 270 bar	52.84 gpm - 3916 psi
Tank capacities		
Hydraulic oil	156 l	41 US gal.
Fuel	126 l	33 US gal.
Diesel Exhaust Fluid (AdBlue® type)	12 l	3 US gal.

Noise & vibration		
Noise at driving position (LpA)	74 dB	74 dB
Environmental noise LwA	105 dB	105 dB
Vibration to whole hand / arm	<2.5 m/s ²	<8.2 ft/s ²
Miscellaneous		
Safety	Tractor homologation EN 15000 Norm ROPS - FOPS Level 2 cab.	Tractor homologation EN 15000 Norm ROPS - FOPS Level 2 cab.

Tyre options

Optional tires	Overall machine height	Overall machine width
Alliance - 460/70 R24 159A8 A580	2.50 m	2.39 m
Trelleborg - 460/70 R24 159A8 TH400	2.48 m	2.39 m
Michelin - 460/70 R24 159A8 Bibload	2.49 m	2.39 m
Michelin - 500/70 R24 164A8 XMCL	2.51 m	2.46 m
Trelleborg - 500/70 R24 164A8 TH400	2.51 m	2.43 m
Michelin - 500/70 R24 164A8 Bibload	2.52 m	2.43 m

Options / Finishing

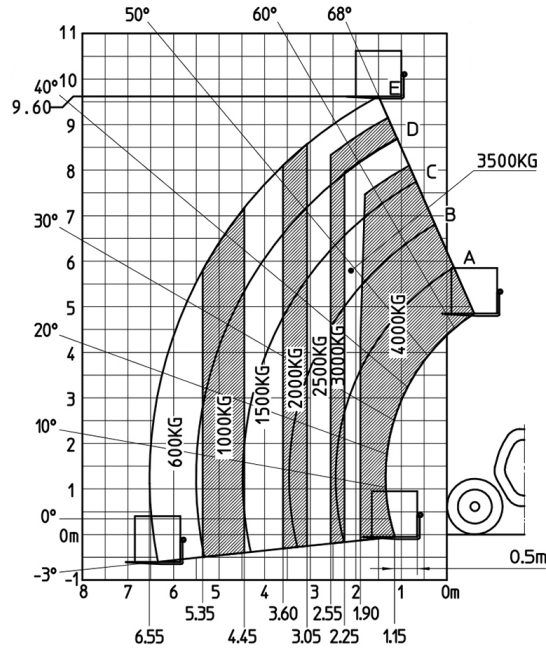
S : Standard / O : Optional / - : Not available

	Classic	Premium	Elite
General			
Auto reversing fan	S	S	S
Boom suspension "Active CRC"	O	O	S
Hand throttle with engine memo	O	S	S
Automatic wheel alignment	O	O	S
Manual rotating towing hitch on counterweight	S	S	S
Automatic rotating towing hitch on counterweight	O	O	O
Comfort			
Mechanical cloth seat (GRAMMER)	S	-	-
Air suspension cloth seat (GRAMMER)	O	S	-
Low frequency air suspension cloth seat (GRAMMER)	O	O	S
Tuner car radio (50 W)	S	-	-
Bluetooth car radio with integrated microphone (100 W)	O	S	-
Bluetooth car radio with extra microphone (100 W)	O	O	S
Manual air conditioning	O	S	S
Rear windscreen defrost	S	S	S
Hydraulic			
Easy Connect System (ECS)	O	S	S
Regenerative Hydraulics	O	S	S
Intelligent Hydraulics	O	O	S
Continuous flow hydraulics	O	O	S
Attachment hydraulic locking	O	O	O
Return pipe to hydraulic oil tank	O	O	O
1 pair of pre-fitted Double Action rear hydraulic couplers	O	O	O
Electrovalve for 2 hydraulic functions (on boom head)	O	O	O
Hydraulic trailer brake	S	S	S
Electricity / Safety			
Audio warning on reverse movements	O	O	O
Front and rear work lights (x4: 2 front + 2 rear)	S	-	-
Front and rear LED work lights (x4 : 2 front + 2 rear)	O	S	S
Lateral wiper	S	S	S
Roof wiper	S	S	S
Electric mirror with de-icing	O	O	S
LED + (4 extra work lights)	-	O	S
Electric predisposition on boom	O	O	O

Load chart

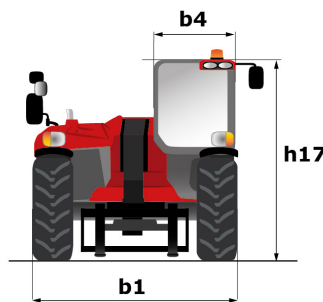
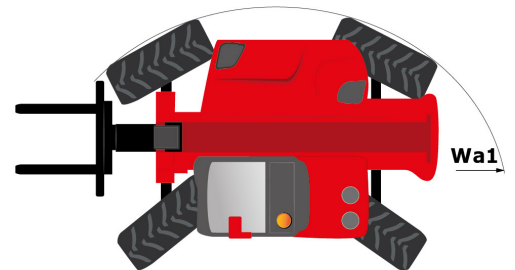
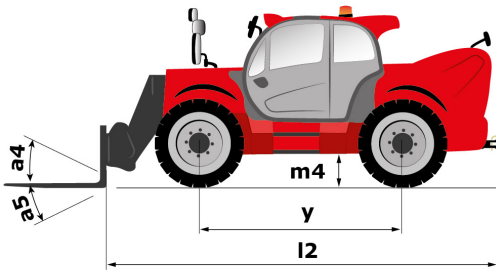
Created on March 14, 2017 11:13 AM


Machine on tyres with forks - with levelling



Rough terrain load chart (EN 1459 B)

Dimensional drawing





Siège Social
430 rue de l'Aubinière - 44150 Ancenis Cedex - France
Tel: +33(0)2 40 09 10 11 - Fax: +33 (0)2 40 09 10 97
www.manitou.com



This brochure describes versions and configuration options for Manitou products which may be fitted with different equipment. The equipment described in this brochure may be standard, optional or not available depending on version. Manitou reserves the right to change the specifications shown and described at any time and without prior warning. The manufacturer is not liable for the specifications given. For more information, contact your Manitou dealer. Non-contractual document. Product descriptions may differ from actual products. List of specifications is not comprehensive. The logos and visual identity of the company are the property of Manitou and may not be used without authorisation. All rights reserved. The photos and diagrams contained in this brochure are provided for information only.

MANITOU BF SA - Limited company with board of directors - Share capital: 39,547,824 euros - 857 802 508 RCS Nantes