









120 SE

TECHNICAL DATA SHEET



www.manitou.com

120 SE

	120 SE
 Working height	11.75 m
Platform height	9.75 m
 Capacity	318 kg
Number of persons (indoor/outdoor)	2/1
Basket (width and length)	3.18 x 1.15 m
 1. Overall width	1.17 m
2. Overall length	2.44 m
3. Overall height	2.39 m
4. Overall length (with extension)	3.33 m
5. Overall height when folded	1.80 m
6. Interior turning circle	0 m
7. Exterior turning circle	2.29 m
8. Ground clearance	10 cm
9. Wheelbase	1.85 m
 Speed of forward movement	3.50 kph
Working speed	0.80 kph
Speed (raise/lower)	57/35 secs
 Maximum slope accessible	25%
 Tyres (solid non marking)	38 x 13 x 28 cm
Driving wheels	2 (front)
Steering/directional wheels	2 (front)
 Weight	2781 kg
(varies according to options & standards of the country)	
 Batteries	225 Ah / 4 x 6 V
Integrated charger	19 Ah / 24 V

Standard equipment

Proportional switches/levers
 Forward movement possible at maximum height
 Sound and visual alarm in case of excessive slant and overload
 Integrated charger
 Emergency manual descent
 Negative braking system
 Sound warning system inside the platform
 Hour meter
 Indication of state of charge of batteries
 Hooks for sling loading/lifting
 Integrated diagnostic aid
 Predisposition 220V
 Anti roll system
 Tyres with non-marking edges
 Access gate for platform
 Folding guardrails
 Multiple disc brakes on rear wheels
 Removable control box
 Flashing lights

Optional equipment

Working light
 Predisposition of air
 Special paint
 Warning signal for all movements
 Initial certificate of verification prior to entry into service
 Safety harness

