



CTF 10

The perfect product for a long-term illumination of medium to large sized working areas. The CTF 10 is a very compact model with the highest mast of the range: up to 22 units can be loaded on a single truck, but at the same time the 10 meters height mast ensures high illuminating coverage.



**STANDARD
CONTROL PANEL**



CONTROL PANEL
*With Link kit (additional outlet
socket for connection in series)*

CTF 10 MH

CTF 10 LED

CTF 10 SUPER LED

TECHNICAL DATA				
Minimum dimensions (mm)	Lenght x Width x Height	1150 x 1150 x 2552	1150 x 1150 x 2552	1150 x 1150 x 2552
Maximum dimensions (mm)	Lenght x Width x Height	1903 x 1903 x 10000	1903 x 1903 x 10000	1903 x 1903 x 10000
Dry weight (kg)		401	385	396
Lifting system	M:Manual / H:Hydraulic	M	M	M
Mast rotation (°)		340	340	340
Lamps power (W)		4 x 400	4 x 150	4 x 290
Lamps type	MH:MetalHalide / LD:LED	MH	LD	LD
Total lumen (Lm)		144000	76500	156000
Illuminated area (m ²)		2800	3000	4000
Outlet Socket (Optional)	A/V/Hz	32/220/50 - 32/240/60	16/220/50 - 16/240/60	32/220/50 - 32/240/60
Inlet plug	A/V/Hz	32/220/50 - 32/240/60	16/220/50 - 16/240/60	32/220/50 - 32/240/60
Wind speed resistance (km/h)		80	80	80

LAMP OPTIONS

Choose the lamp type you prefer between three options:
4x400W metal halide,
4x150W LED
or 4x290W LED floodlights.

THE HIGHEST MODEL

The CTF 10, thanks to its 10 meters height mast, is the highest model of the range, ensuring a very high illuminating coverage.

LINKABLE MODEL

With the optional "link kit", the user can connect different CTF 10 in series to a single power source, providing an high illumination area with reduced fuel consumption.

ACCESS DOORS

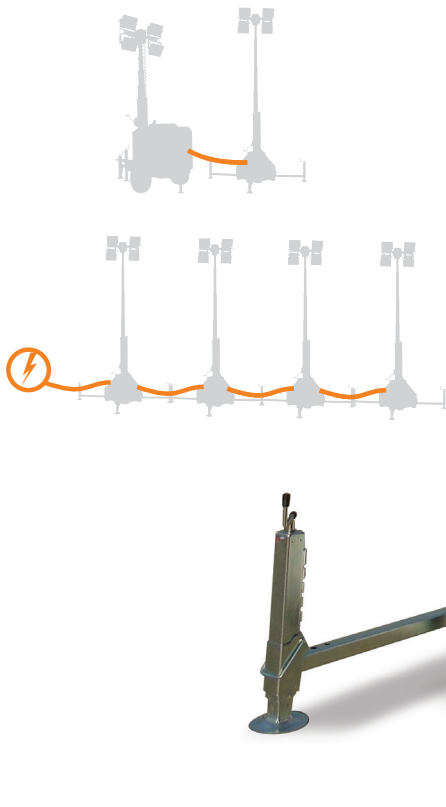
The new CTF 10 has 3 lockable doors to access the inside of the body for documents and tools storage.

ZERO EMISSIONS

Since it is powered by an external power source, the CTF 10 is a perfect solution when it's necessary the illumination of wide areas with low noise or low CO₂ emission requirements.

EASY HANDLING

New design! Now the CTF 10 is equipped with central lifting hook and forklift pockets for safe and easy handling.



OPTIONS AVAILABLE

- Earth picket with 5m cable
- Link kit for connection in series
- Darkness sensor kit
- Digital astrotimer for auto start/stop
- Digital timer